

Sightglass light fittings

Series KVLR in stainless steel for use in safe areas



Sightglass light fitting type KVLR 20 HDW, 20 W, 24 V, with built-in momentary push-button "D", mounted with tilting hinge "Sch" on sightglass to DIN 28120, DN 100, PN 10, for application "view and light through one assembly".



Sightglass light fitting type KVLR 50 HDW1, 50 W, 24 V, with built-in momentary push-button "D", mounted by bracket "W1" on screwed sightglass similar to DIN 11851, DN 100, PN 6, for application "view and light through one assembly".

The sightglass light fittings of the series KVLR represent the **stainless steel version** of the well-known miniLUX® luminaires. They offer the following main features and advantages:

- Very interesting prices due to high series production.
- Only **one** size for use on different sightglass diameters.
- **Easiest mounting** by means of a bracket "W" / "W1" or a tilting hinge "Sch" / "Sch1".
- **Extremely small dimensions** providing **high lighting power**.
- **Brilliant and dazzle free illumination**, even of difficult media.
- Quick change of bulbs **without** necessity to demount the bolted-on luminaire!
- For use in version "view and light through one assembly" as well as for the two port system.

Application:

On sightglasses to DIN 28120 **from DN 25**
 On sightglasses to DIN 28121 **from DN 40**
 On screwed sightglasses similar to DIN 11851 **from DN 50**
 On pipeline flow indicators (in-line sightglasses)

Operating conditions:

Independent of internal vessel pressure and vacuum.

Construction:

Housing and fixation elements in **stainless steel**. Cable gland Pg 9, vertical. On request with rectangular cable gland ("K2"). Built-in reflector. Bulb socket for halogen bulbs of 20, 50 or 100 Watts. Built-in, sealed push-button for momentary operation "D" (types KVLR 20 / 50 also available **without**, on request). Glass disc resistant against high temperatures. Gaskets resistant against corrosion and alteration.

Electrical data:

Supply: AC or DC
 Terminal voltage: 24 V*
 Power: 20, 50 or 100 W (dependent on type)
 Maximum current: 4,2 A

* Transformers with 24 V secondary voltage in open design (IP 00) for mounting into control panels or switch boards as well as in closed version (IP 65) may be supplied for different primary voltages and power capacities.

Bulb sockets:

Power 20 W: 2 pins socket G4
 Power 50 / 100 W: 2 pins socket GY 6.35

Enclosure protection degree:

IP 65, dust and spray water tight, to EN 60529 / DIN VDE 0470 part 1.

Admitted for use in food processing industries.

Survey on standard types:

Type	KVLR 20 HD*	KVLR 50 HD*	KVLR 100 HD
Nominal rating	20 W	50 W	100 W
Terminal voltage**	24 V	24 V	24 V
Bulb	Halogen	Halogen	Halogen
Weight***	0,60 kg	0,60 kg	0,60 kg

* For the version **without** push-button, the correct type designation omits the "D".

** Types with 20 and 50 W also available in 12 V.

*** Without fixation. Fixations "W" / "W1" 0,02 kg, fixation "Sch" / "Sch1" 0,03 kg.

Mounting:

The luminaire is normally mounted by means of its fixation elements, suitably slotted to take a fixing bolt M4. This bolt fits a drilled and tapped hole in the cover flange of a sightglass to DIN 28120 / 28121 or similar as well as in the grooved collar nut of a screwed sightglass similar to DIN 11851. The position of the drilled holes may be taken from the drawings on the back of this leaflet.

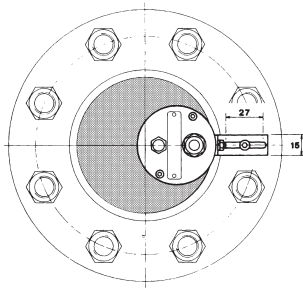
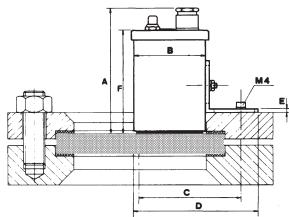
Important remark:

Please indicate in case of order type and size (DN) of the sightglass on which the luminaire has to be mounted.

In case of repeated use within a short period, the temperature raise of the housing has to be observed!

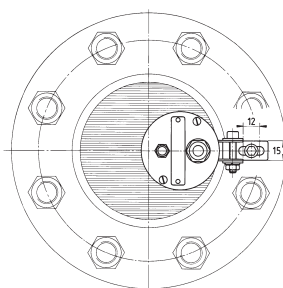
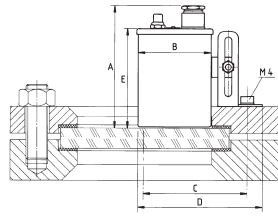
The following dimensions are valid for the types KVLR 20 / 50 H(D)Sch / Sch1 / W / W1 and KVLR 100 HD Sch / Sch1 / W / W1

Types KVLR 20 / 50 H(D)W
Type KVLR 100 HDW



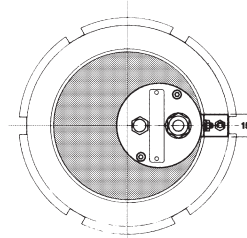
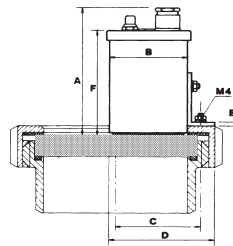
Fixation "W"

Types KVLR 20 / 50 H(D)Sch
Type KVLR 100 HDSch



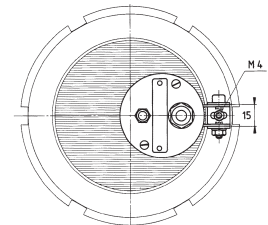
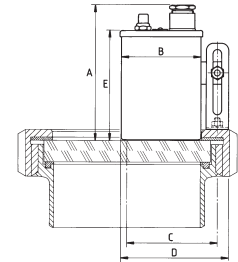
Fixation "Sch"

Types KVLR 20 / 50 H(D)W1
Type KVLR 100 HDW1



Fixation "W1"

Types KVLR 20 / 50 H(D)Sch1
Type KVLR 100 HDSch1



Fixation "Sch1"

Sightglass to
DIN 28120

DN	A	B	C	D	E	F
50	95	55	62,5	95	3	79
80	95	55	80	95	3	79
100	95	55	90	95	3	79
125	95	55	105	95	3	79
150	95	55	120	95	3	79
200	95	55	147,5	95	3	79

Sightglass to
DIN 28120

DN	A	B	C	D	E
50	95	55	68	91	79
80	95	55	75	91	79
100	95	55	87,5	91	79
125	95	55	100	91	79
150	95	55	112,5	91	79
200	95	55	137,5	91	79

Screwed sightglass
similar to DIN 11851

DN	A	B	C	D	E	F
50	95	55	33	74	3	79
65	95	55	39	74	3	79
80	95	55	47	74	3	79
100	95	55	57	74	3	79
125	95	55	69	74	3	79
150	95	55	82	74	3	79

Screwed sightglass
similar to DIN 11851

DN	A	B	C	D	E
50	95	55	33	73	79
65	95	55	39	73	79
80	95	55	47	73	79
100	95	55	57	73	79
125	95	55	69	73	79
150	95	55	82	73	79

Branch office / exclusive agent:

Do you wish for more information about our wide range of light fittings for use in hazardous and safe areas, camera systems for hazardous areas, about our range of circular sightglasses to DIN 28120/28121, screwed sightglasses similar to DIN 11851, rectangular or D-ended sightglasses, pipeline flow indicators, centrally or sideways operated wipers, hinged sightglasses, spraying devices or our complete sight and lightglass units VETROLUX®? Are you interested in other types, special versions or different protection degrees? If yes, please contact us, our branch office or our local agents – it is our business! You will find the necessary indications about our sales network on the Internet.

All dimensions in mm. Subject to changes without preliminary notice.



MAX MÜLLER AG

PROCESS ILLUMINATION AND VISUAL OBSERVATION SYSTEMS

Hagmattstrasse 19 • CH - 4123 Allschwil / Switzerland

Telephone +41 61 487 92 92 • Telefax +41 61 487 92 99

www.maxmuellerag.com E-Mail: blt@maxmuellerag.com